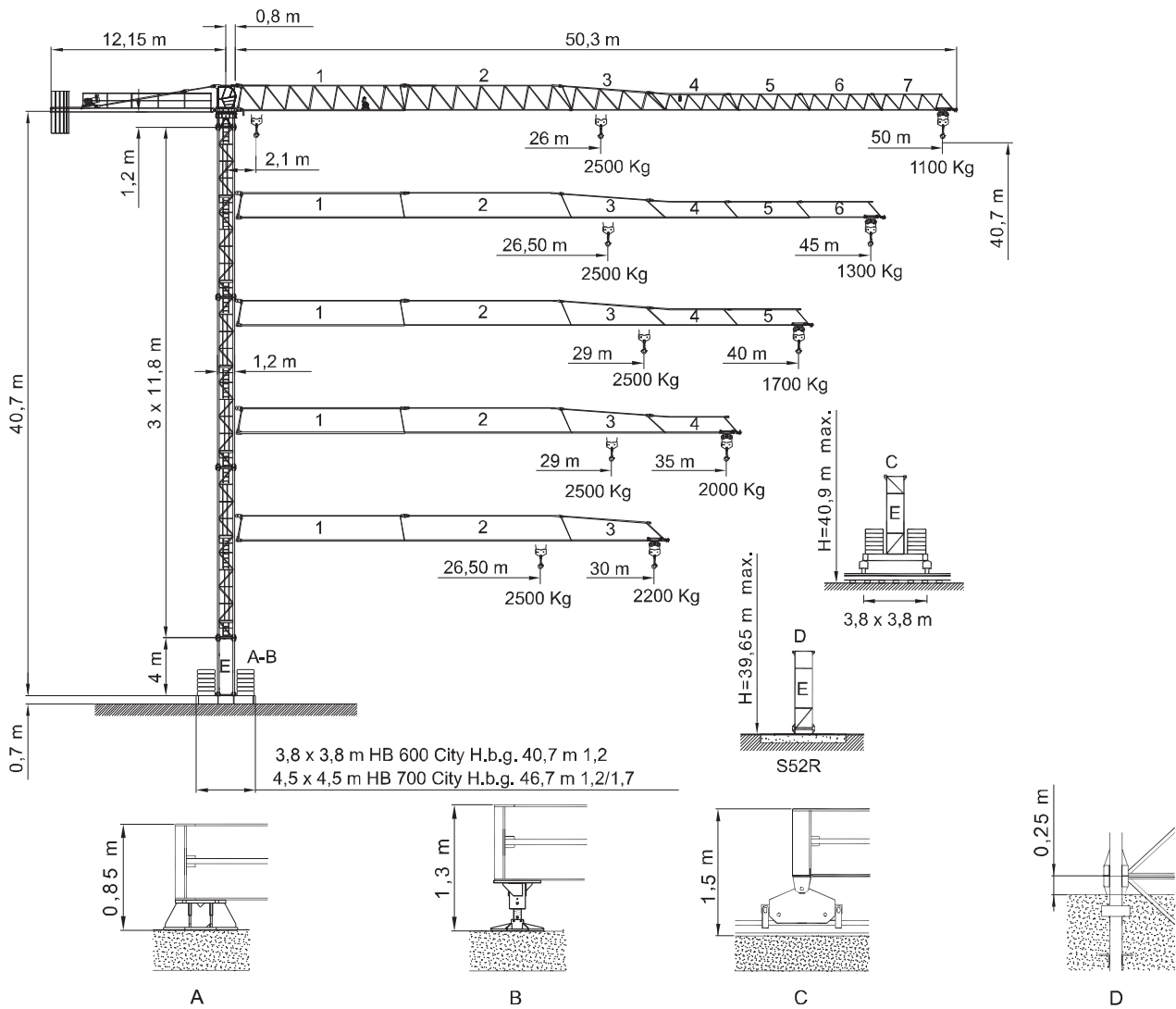


# SAEZ

CRANES

TL 505 5T





Curvas de cargas  
Load diagrams  
Lastkurven  
Courbes de charges  
Curve di carico

50 m	18	20	24	25	26	28	30	33	35	37	39	40	43	45	48	50	m	
	2500	2500	2500	2500	2500	2293	2110	1878	1746	1629	1524	1476	1344	1266	1162	1100	Kg	
	9	13,60	15	15,5	18	21	24	27	30	33	35	38	40	43	45	48	50	
5000	5000	4462	4294	3601	2995	2546	2200	1926	1702	1575	1409	1313	1186	1111	1010	950	Kg	

45 m	18	20	24	25	26	26,5	28	30	33	35	37	39	40	43	45	m	
	2500	2500	2500	2500	2500	2500	2346	2160	1924	1789	1670	1563	1513	1379	1300	Kg	
	9	13,9	15	16,5	18	21	24	27	30	33	35	38	40	43	45	m	
5000	5000	4583	4099	3700	3080	2620	2266	1984	1755	1625	1455	1357	1227	1150	Kg		

40 m	18	20	24	25	26	28	29	30	33	35	37	39	40	m	
	2500	2500	2500	2500	2500	2500	2500	2410	2151	2003	1872	1754	1700	Kg	
	9	12	15,2	18	18,5	21	24	27	30	33	35	38	40	m	
5000	5000	5000	4140	4009	3454	2946	2554	2243	1990	1846	1658	1550	Kg		

35 m	18	20	24	25	26	28	29	30	33	35	m	
	2500	2500	2500	2500	2500	2500	2500	2406	2147	2000	Kg	
	9	12	15,3	18	18,5	21	24	27	30	33	35	
5000	5000	5000	4140	4009	3461	2952	2559	2248	1994	1850	Kg	

30 m	18	20	24	25	26	26,9	28	30	m	
	2500	2500	2500	2500	2500	2500	2389	2200	Kg	
	9	14,2	15	17,5	18	21	24	27	30	
5000	5000	4717	3939	3811	3175	2703	2339	2050	Kg	

Bloque de contrapeso  
**Counterweight blocks**  
 Gegengewichtsblöcke  
**Bloc de contrepoid**  
 Blocco di contrappeso

	50 m		45 m			40 m		35 m		30 m	
	A	B	A	B	C	A	B	A	B	A	B
	3	2	3	1	1	3	1	2	2	2	1
	9700 Kg		9150 Kg			8300 Kg		7400 Kg		6000 Kg	

Mecanismos  
**Mechanisms**  
 Antriebe  
**Mécanismes**  
 Meccanismi

15 Hp (11,5Kw) 3V  
 H.B.G. 84 S/R Ø10mm

		240m	m/min							
				Kg	8	29	58	4	15	30
				Kw	2500	2500	1000	5000	5000	2500
				11,5	11,5	11,5	11,5	11,5	11,5	11,5

\*25 Hp (18,5 Kw) 3V  
 H.B.G. 84 S/R Ø10mm

		240m	m/min							
				Kg	8	31	62	4	16	31
				Kw	2500	2500	1500	5000	5000	2600
				18,5	18,5	18,5	18,5	18,5	18,5	
			m/min	30 / 60			30 / 60			
			Kw	1,1 / 1,8			1,1 / 1,8			
			r.p.m	0,3	0,6	0,9	0,3	0,6	0,9	
			Nm	1 x 65			1 x 65			
			m/min	20						
			Kw	2 x 2,2						

\*25 Hp (18,5 Kw) INV  
 H.B.G. 94 S/R Ø10mm

		265m	m/min							
				Kg	8	31	62	4	16	31
				Kw	2500	2500	1500	5000	5000	2600
				18,5	18,5	18,5	18,5	18,5	18,5	


\* Opcional / Optional / Opzionale /

- Elevación / Hoisting / Heben / Levage / Sollevamento
- Distribución / Trolleying / Katzfahren / Distribution / Distribuzione
- Orientación / Slewing / Schwenken / Orientation / Rotazione
- Traslacion / Travelling / Schienenfahren / Translation / Traslazione

		25 m	50 m	100 m
15 Hp (11,5 KW) 3V		4 x 16 mm <sup>2</sup>	4 x 16 mm <sup>2</sup>	4 x 25 mm <sup>2</sup>
25 Hp (18,5 KW) 3V		4 x 25 mm <sup>2</sup>	4 x 25 mm <sup>2</sup>	4 x 25 mm <sup>2</sup>
25 Hp (18,5 KW) INV		4 x 25 mm <sup>2</sup>	4 x 25 mm <sup>2</sup>	4 x 25 mm <sup>2</sup>

	400 V	*380 V	*25 Hp (18,5 Kw)
CEI 38	50 Hz	60 Hz	31 Kw / 120 kVA
IEC 38			15 Hp (11,5 Kw) 3V
			24 Kw / 90 kVA

D: TORRE S/TL 52-50 1.20 M39/M39 8/8  
 E: TORRE TL 55 1.20 M39/M39 8/8  
 J: CAMPANA S17 10m 1.20/1.70 M39/M45 8/8



**Windzone A-B / DIN 15019**

Mástil / Reacciones  
**Masts / Reactions**  
 Maste / Eckdrücke  
**Mat / Réactions**  
 Torre / Reazioni

S 60/8	S 52R	S 51	S 51	S 51
H: 45.7m	H: 39.75m	H: 35.75m	H: 27.95m	H: 23.85m
P(t): 36.67	P(t): 35.04	P(t): 34.04	P(t): 31.96	P(t): 30.92
T(t): 9.27	T(t): 8.21	T(t): 7.55	T(t): 6.23	T(t): 5.55
M(t·m): 265.2	M(t·m): 195.6	M(t·m): 152.3	M(t·m): 107.8	M(t·m): 94.6

Windzone A-B / DIN 15019

Mástil / Reacciones

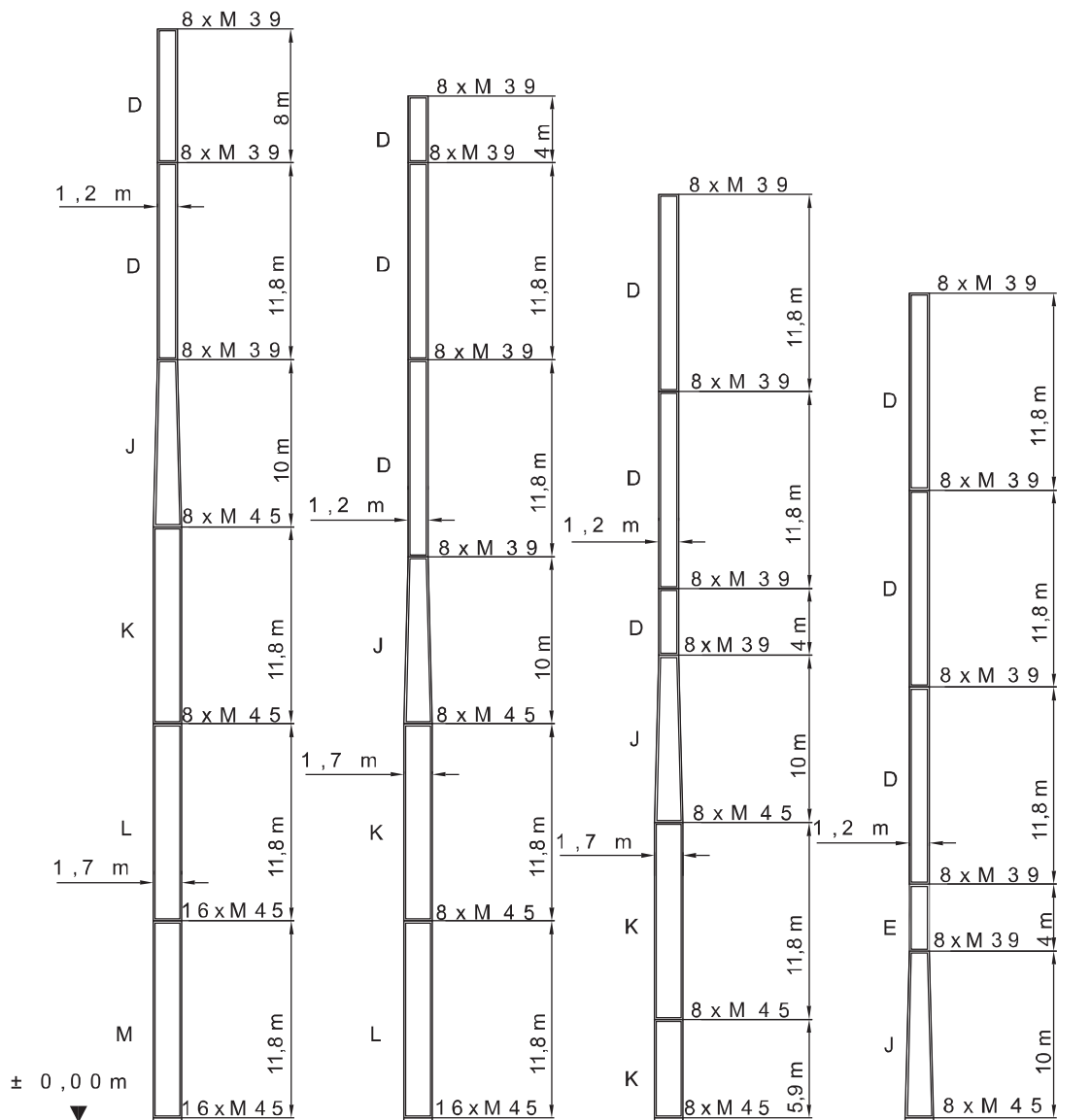
Masts / Reactions

Maste / Eckdrücke

Mat / Réactions

Torre / Reazioni

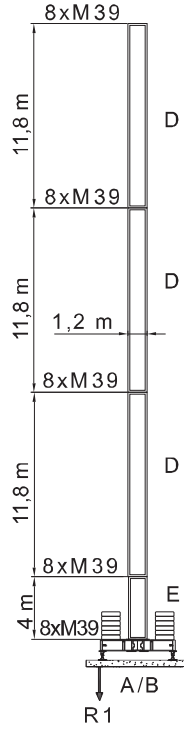
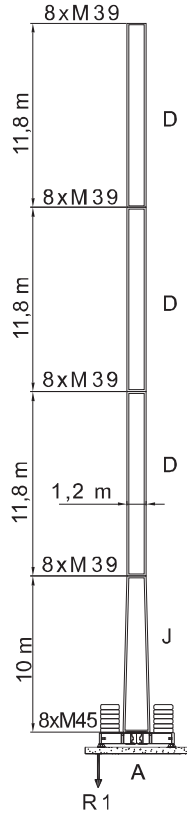
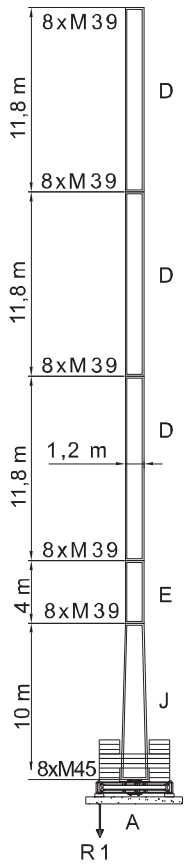
D : TORRE S/TL 52-50 1.20 M 39/M 39 8/8  
 E : TORRE TL 55 1.20 M 39/M 39 8/8  
 J : CAMPANA S17 10m 1.20/1.70 M 39/M 45 8/8  
 K : TORRE S17 1.70 M 45 8/8  
 L : TORRE S17 1.70 M 45 16/8  
 M : TORRE S17 1.70 M 45 16/16



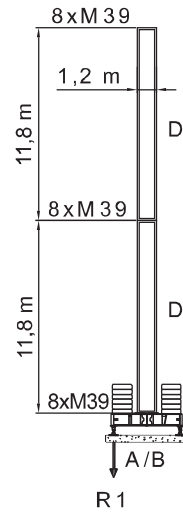
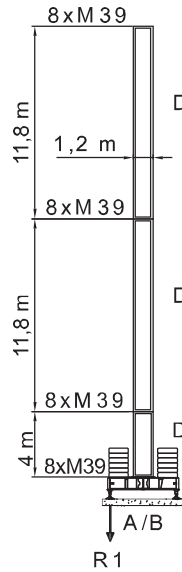
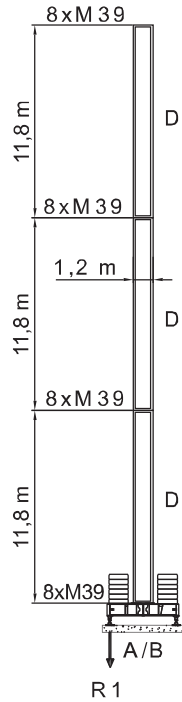
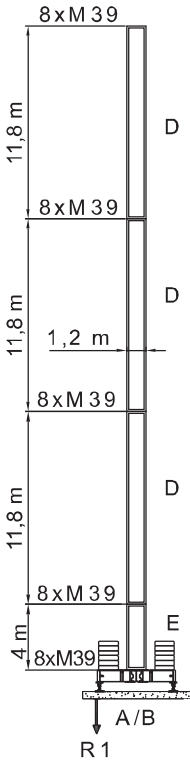
S 60 R /16	S 60 R /16	S 60 /8	S 60 /8
H : 65,5 m	H : 61,5 m	H : 55,6 m	H : 49,7 m
P (t) : 46.04	P (t) : 44.72	P (t) : 42.62	P (t) : 37.64
T (t) : 12.95	T (t) : 12.24	T (t) : 11.22	T (t) : 9.91
M (t·m) : 600.1	M (t·m) : 527.4	M (t·m) : 417.7	M (t·m) : 328.5

\*EN SERVICIO / IN SERVICE  
\*\* FUERA DE SERVICIO/ OUT OF SERVICE

**Windzone A-B / DIN 15019**  
 Bloque lastre de base  
**Base ballast block**  
 Grundballastblöcke  
**Bloc de lest de base**  
 Blocco di zavorra alla base

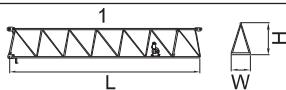
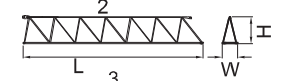
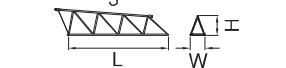
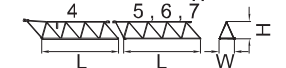



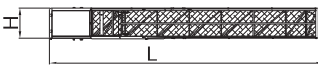

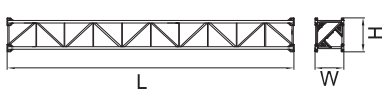

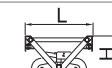
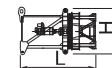
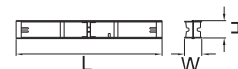
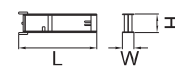
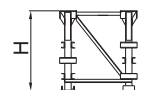
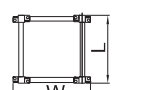
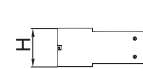




H(m): 50,6	H(m): 46,5	H(m): 40,4
4,5x4,5m-1,7-HM 700	4,5x4,5 m-1,2/1,7-HB700	4,5x4,5 m-1,2/1,7-HB700
LASTRE: 121,6 Tn	LASTRE: 98,8 Tn	LASTRE: 60,8 Tn
	*R1= 62,5 Tn	*R1= 47,4 Tn
**R1= 97 Tn	**R1= 70,9 Tn	**R1= 49,09 Tn



D: TORRE S/TL 50-52 1,20 M39/M39 8/8  
 J: CAMPANA S17 10m 1,20/1,70 M39/M45 8/8  
 E: TORRE TL 55 1,20 M39/M39 8/8

H(m): 40,4	H(m): 36,4	H(m): 28,6	H(m): 24,6
3,8X3,8m1,2 HB600	3,8 X 3,8 m 1,2 H.B 600	3,8 X 3,8 m 1,2 H.B 600	3,8 X 3,8 m 1,2 H.B 600
LASTRE: 76 Tn	LASTRE: 76 Tn	LASTRE: 45,6 Tn	LASTRE: 45,6 Tn
*R1= 55,75 Tn	*R1= 54,27 Tn	*R1= 41,42 Tn	*R1= 37,31 Tn
**R1= 57,36 Tn	**R1= 54,66 Tn	**R1= 35,83 Tn	**R1= 28,9 Tn

			L(m)	W(m)	H(m)	Peso(Kg)
<b>Pluma tramo primero / Jib heel section</b> Ausleger-Anlenkstück / Pied de flèche Settore articolato di braccio		1	11,74	1	1,7	1544
<b>Elemento intermedio de pluma</b> Intermediate jib section / Ausleger-Zwischenstück Elément interm. de flèche / Spezzone di braccio		2	11,74	1	1,7	1064
		3	6,5	1	1,31	502
		4	5	1	1,16	312
		5	5	1	1,16	262
		6	5	1	1,16	206
		7	5	1	1,16	154
<b>Contrapluma / Counter-jib</b> Gegenausleger / Contre-flèche Controbraccio			11,49	0,28	1,28	1502
			4,05	0,30	0,58	96
<b>Elemento de torre / Tower section</b> Turmstück / Élément de mât Elemento di torre		D	11,8	1,2	1,38	3017
		D	8,0	1,2	1,38	2075
		D	5,9	1,2	1,38	1560
		D	4,0	1,2	1,38	1100
		E	11,8	1,2	1,38	3782
		E	8,0	1,2	1,38	2654
		E	5,9	1,2	1,38	2090
		E	4,0	1,2	1,38	1527
		J	10	1,85	1,38	3520
		K	11,8	1,85	1,85	4600
		K	5,9	1,85	1,85	2472
		K	3	1,85	1,85	1425
		L	11,8	1,85	1,85	5520
		M	11,8	1,85	1,85	5670
<b>Gancho y Carro / Hook and Trolley</b> Lasthaken - Laufkatze / Crochet - Chariot Gancio e Carrello			0,75	0,12	1,40	164
			0,96	1,10	0,62	184
<b>Cabeza de torre / Tower head</b> Turmspítze / Porte - flèche Testa di torre			2,94	1,8	1,7	2998
<b>Viga principal base / Main base beam</b> Hauptträger für fundamentkreuz Poutre de châssis de base Trave principale della base			5,72	0,67	0,65	1570
<b>Semiviga secundaria base /</b> Half base beam Halbträger für fundamentkreuz Semipoutre de châssis de base Semitrave secundaria della base			2,77	0,45	0,665	800
<b>Elemento de empotre / Foundation anchor</b> Fundamentanker / Élément de scellement El anegare		S51	1,2	1,38	1,42	496
		S52R	1,2	1,38	1,42	594
		S60/8	1,85	1,85	1,6	956
		S60R/16	1,85	1,85	1,6	1108
<b>Bloque de contrapeso / Counterweight blocks</b> Gegengewichtsblöcke / Bloc de contrepoids Blocco di contrappeso		A	2,94	0,30	1,25	2300
		B	2,94	0,18	1,25	1400
		C	1,70	0,18	1,25	850
<b>Bloque lastre de base / Base ballast block</b> Grundballastblöcke / Bloc de lest de base Blocco di zavorra alla base			4,4	1,2	0,3	3800

**ESPECIFICACIONES SUJETAS A MODIFICACIONES SIN PREVIO AVISO.**

Specifications subject to modification without notice.  
Objiges kann ohne berstaendigung geaendert werden.  
Specifications susceptibles de modification sans avis préalable.  
Specifiche suscettibili di variazioni senza preavviso.

**DECLINAMOS TODA RESPONSABILIDAD DERIVADA DE LA INFORMACION PROPORCIONADA.**

This information is supplied without liability.  
Sämtliche Angaben erfolgen ohne Gewähr.  
Ces renseignements sont sans garantie.  
Le indicazioni contenute si intendono salvo errori ed omissioni.



**DIN/FEM** 

**UNE 58-101-92 FEM 1001-87**  
According to EC 98/37 instruction

Windzone A-B / DIN 15019

max. fuerza de servicio 150km/h

Maximun wind speed out of service 150 km/h

Maximale windstärke, ohne Betrieb 150 km/h

Vent maximum, hors service 150 km/h

Vento max, fuori di servizio 150 km/h





# SAEZ

CRANES



SAEZ Cranes. Autovía Murcia - San Javier. 30155  
Baños y Mendigo . Murcia. Spain  
T + 34 968 60 66 00 F + 34 968 60 66 08  
saezcranes.com

*SAEZ*